

Sistema K2 / K2 System

Sistema a pressione composto da montanti su cui vengono fissati ripiani, cassettiere e barre appendiabiti per la realizzazione di librerie e cabine armadio, affiancate a muro o come parete divisoria. Al momento dell'ordine è necessario comunicare la distanza precisa tra il pavimento e il soffitto (con una tolleranza di 5 cm) perchè i montanti sono tagliati su misura. I montanti sono forati ogni 10 cm per consentire il posizionamento dei ripiani (e degli altri elementi) a diverse altezze, fino a 310 cm da terra. Per altezze superiori (con un massimo di 400 cm) è possibile aggiungere delle prolunghe che non accolgono i ripiani.

Pressure system composed by uprights in which are fixed shelves, drawers and clothes rails to make bookcases and wardrobes, it could be placed against a wall or used as partition in an open space. At the time of the order is necessary to communicate the distance between the floor and the ceiling (with a tolerance of max 5 cm) as the uprights are cutted to size. The holes on the uprights are every 10 cm to allow the positioning of the shelves and of the other elements at different heights up to 300 cm from the ground. For higher upright (up to 400 cm) you can add extensions but you can't put shelves .

Libreria / Bookshelf

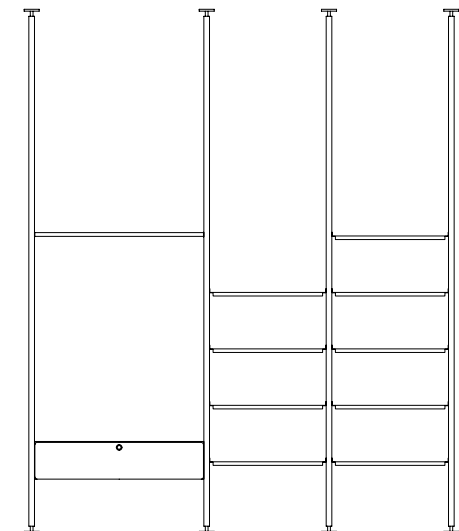
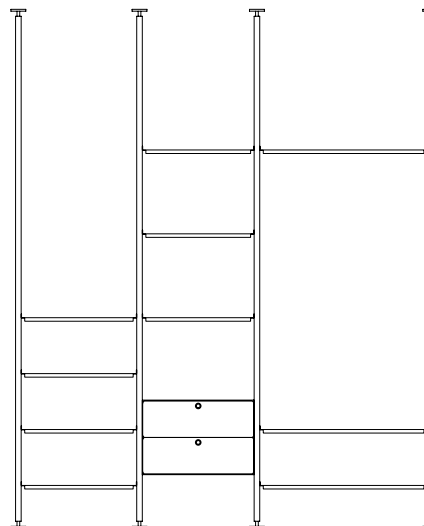


Guardaroba / Wardrobe



FINITURE / FINISHINGS

-  Alluminio anodizzato / Anodized aluminium
-  Bianco lucido RAL 9010 / White bright RAL 9010
-  Nero opaco RAL 9005 / Mat Black RAL 9005
-  Verde semilucido RAL 6003 / Green semi gloss RAL 6003
-  Bianco opaco RAL 9010 / Mat White RAL 9010
-  Legno Rovere / Oak Wood
-  Legno Noce Canaletto / Walnut Wood



Montanti / Uprights

CAPACITA' / CAPACITY

La tabella, fornisce indicazioni sulla **PORTATA** di ogni ripiano, si specifica comunque che la **portata massima per ogni campata è 250 kg.**

The chart provides information about the capacity of each shelf, is specified, however, that the maximum capacity for each span is 250 kg.

Ripiani/Shelves

	60 cm	90 cm
Portata allum kg Alum load capacity kg	25	15
Portata legno kg Wood load capacity kg	15	10
Capienza Libri* Books capacity*	30	45

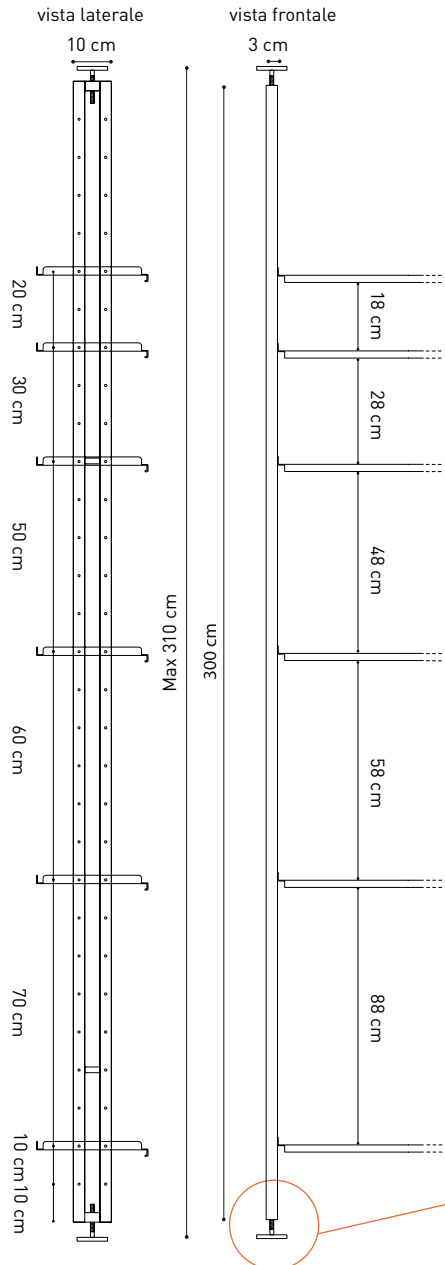
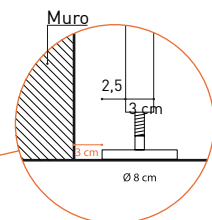
*Libri di circa 300 pag. *Books of 300 pages

Contenitori/ Containers

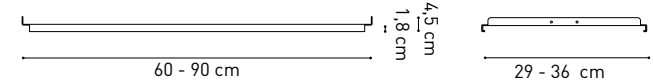
	60 cm	90 cm
Portata allum kg Alum load capacity kg	20	12
Portata legno kg Wood load capacity kg	13	9

INGOMBRO: Per calcolare la larghezza della struttura, considerare che ogni montante ha un ingombro di 3 cm e i due piedini esterni, 2,5 cm ciascuno.
OVERALL DIMENSIONS: To calculate the width of the structure, considering that each upright has a footprint of 3 cm

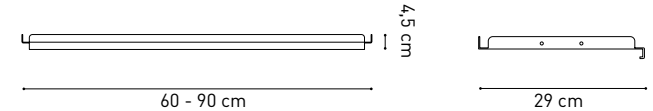
- Lasciare sempre min. 3 cm tra la parete laterale e il primo piedino della struttura.
- Leave min. 3 cm between the wall and the first structure's foot.



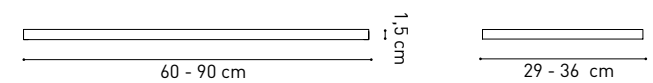
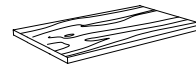
Ripiano Semplice / Basic shelf



Ripiano con bordo rialzato / Reverse shelf



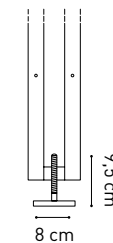
Ripiano in legno / Wood shelf



Supporti per piano legno / Pair of supports, for the wood shelf

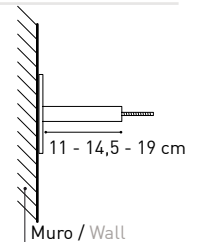
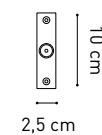
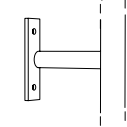


Piedino / Foot



Aggancio a parete / Wall hook

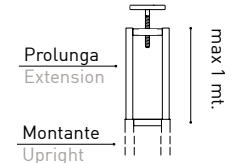
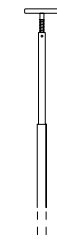
Montante / Upright



- L'aggancio a parete viene utilizzato in presenza di controsoffitto, prolunghe o per irrigidire la struttura.
- The wall hook is utilized in presence of false ceiling, extension cables or to reinforce the structure.

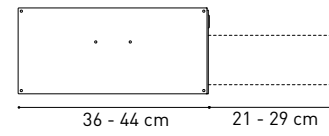
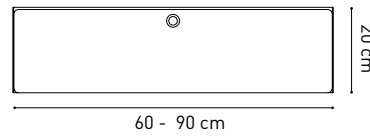
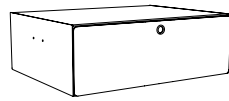
Prolunga / Extension Cable

- Consigliato l'inserimento dell'aggancio a parete. Recommended the wall hook.
- Si ricorda che la prolunga non è forata quindi non si possono applicare ripiani. The extension cable is not perforated so you can't apply shelves.

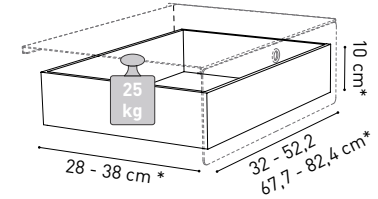


Sistema K2 / K2 System

Cassettiera singola /
Single drawer

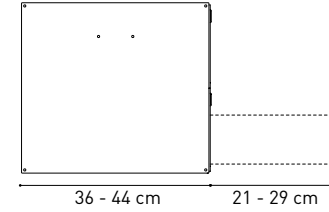
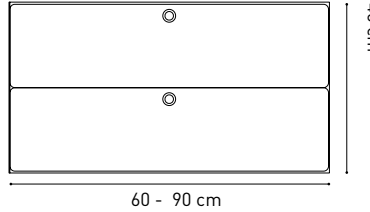
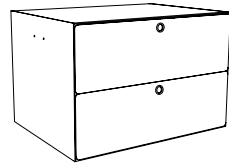


Portata cassetto interno = 25 kg
Internal drawer load capacity = 25 kg

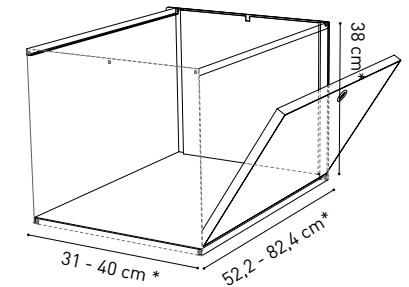
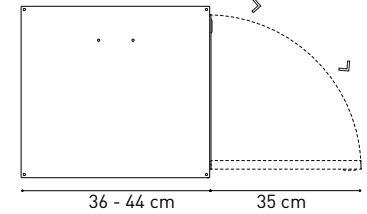
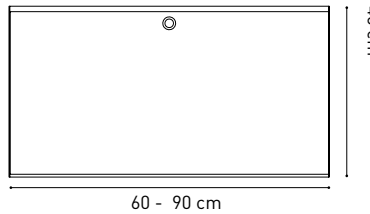
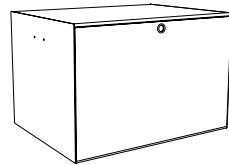


* Ingombro interno del cassetto
* Internal dimensions of the drawer

Cassettiera doppia /
Double drawer

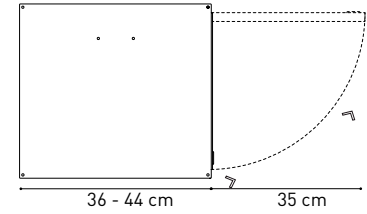
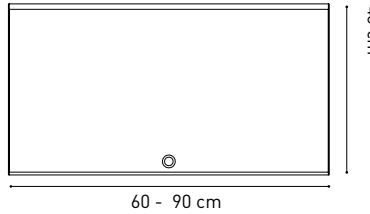
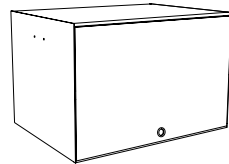


Ribaltina /
Unit with top down door

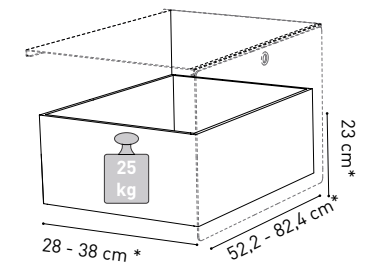
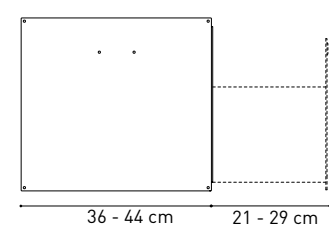
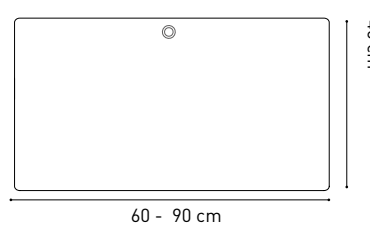
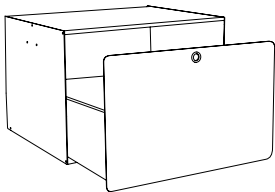


* Ingombro interno
* Internal dimensions

Pensile /
Unit with bottom up door

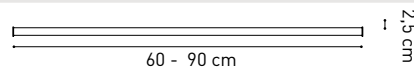


Cassettone /
Big drawer



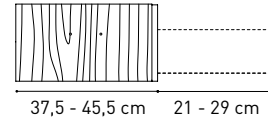
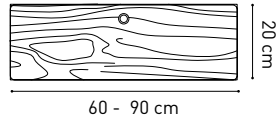
* Ingombro interno del cassetto
* Internal dimensions of the drawer

Barra appendiabiti /
Clothes hanger bar

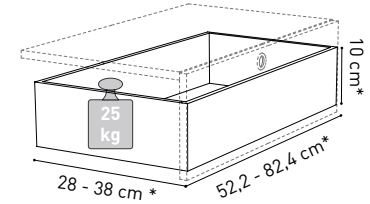


Sistema K2 / K2 System

Cassettiera singola /
Single drawer

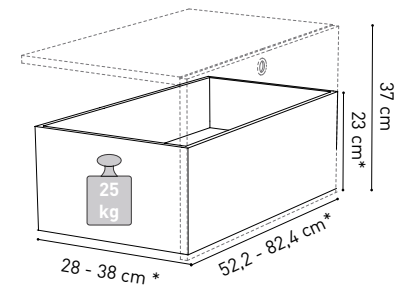
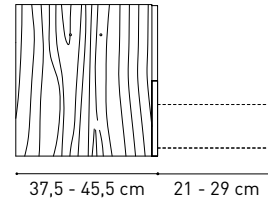
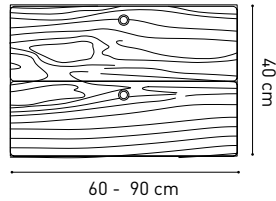
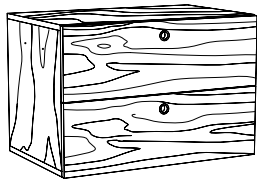


Portata cassetto interno = 25 kg
Internal drawer load capacity = 25 kg



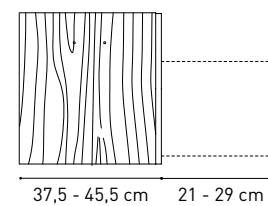
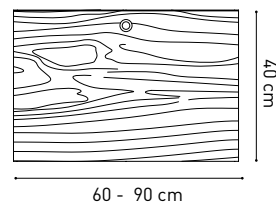
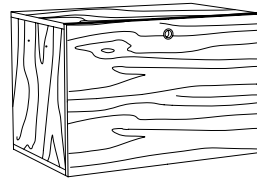
* Ingombro interno del cassetto
* Internal dimensions of the drawer

Cassettiera doppia /
Double drawer

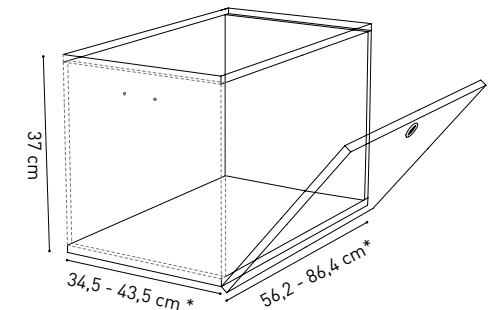
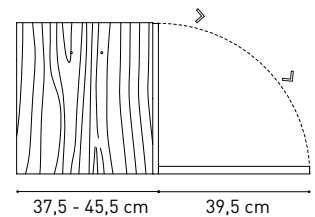
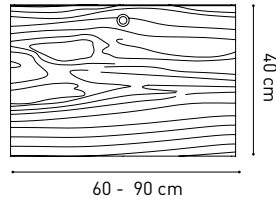
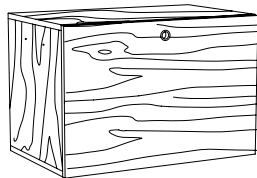


* Ingombro interno del cassetto
* Internal dimensions of the drawer

Cassetto /
Big drawer

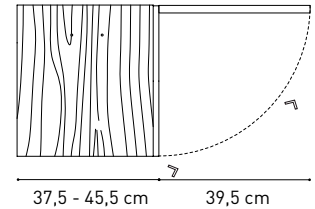
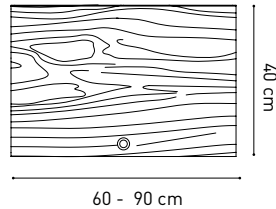
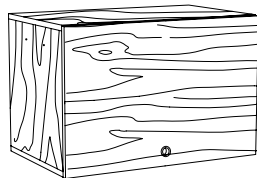


Ribaltina /
Unit with top down door



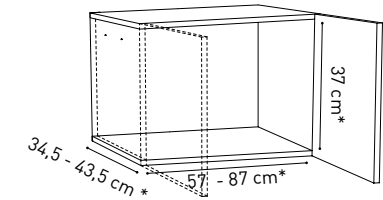
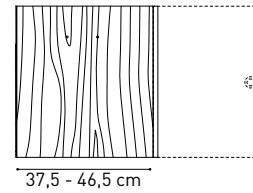
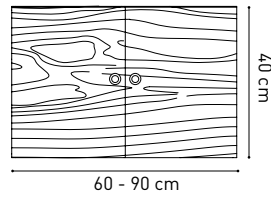
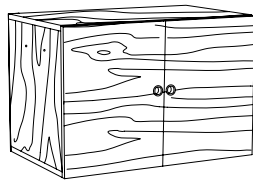
* Ingombro interno
* Internal dimensions

Pensile /
Unit with bottom up door

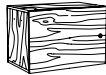


Sistema K2 / K2 System

Contenitore con antine / antina
Storage with door

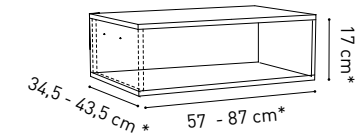
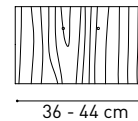
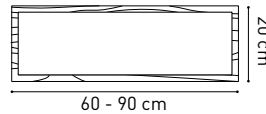


* Nella larghezza di 60 cm è prevista un'anta unica.
Al momento dell'ordine indicare il lato dell'apertura
In the 60 cm width it's provided only one door.
When ordering, indicate the side of the opening



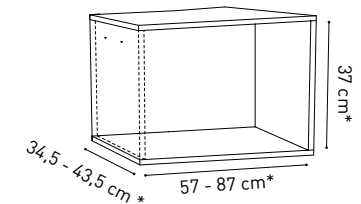
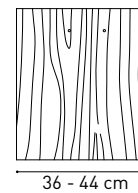
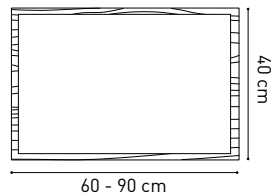
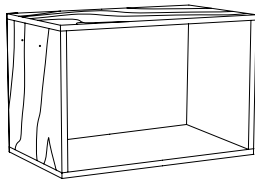
* Ingombro interno
* Internal dimensions

Contenitore h. 20 /
Storage unit h.20



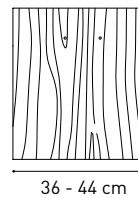
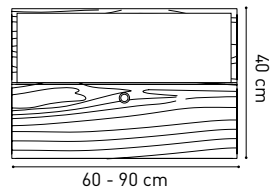

* Ingombro interno
* Internal dimensions

Contenitore h. 40 /
Storage unit h.40

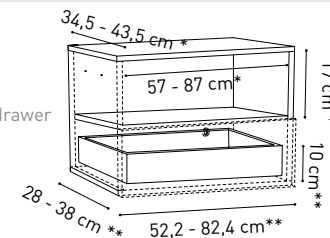


* Ingombro interno
* Internal dimensions

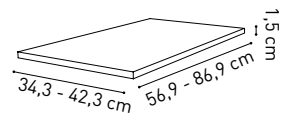
Contenitore con cassetto /
Storage unit with drawer



* Ingombro interno
** Ingombro interno Cassetto
* Internal dimensions
** Internal dimensions of the drawer

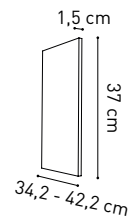


Piano* / Shelf*



* Può essere inserito anche in un secondo momento
* It can be inserted later

Divisorio / Divider



Contenitori compatibili / Compatible containers

